


MOOV™
POOL PRODUCTS

PAR56

PAR56 light
replacement kit



MOOV
POOL PRODUCTS

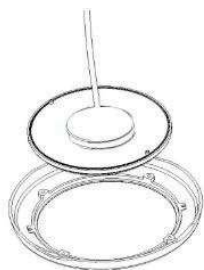
moovpool.com

1 Year Warranty

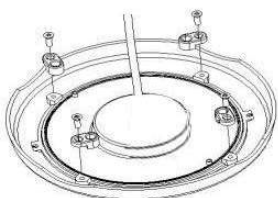
Color option

Installation

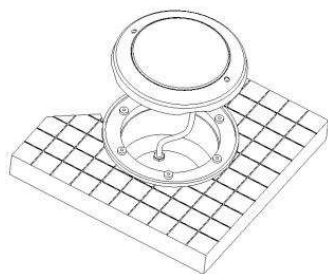
1. Insert the light into the faceplate.



2. Screw in the plastic inserts.



3. Press in the light and faceplate.



Details

Installation without Deckbox

- Cut the wire and use the underwater connector.
- Dispose of the receptacle and the gasket.

Installation with Deckbox

- Bring up the wire from the niche to the deckbox.
- Dispose of the receptacle and the gasket.

All products include an underwater connector.

ML35RGP56 Light

15 pre-programmed color effects available.



Optional : With the addition of the P56CLA kit, it will now be possible to replace 10" in-ground pool lights.

PAR56 Light	ML18WP56	ML35WP56	ML35RGP56
Cord length	3m	3m	3m
Wattage	18	35	35
Color	4000K White	4000K White	4000K White + RGB
Technology	LED	LED	LED
Part Warranty	1 year	1 year	1 year

Note : To prevent risk of property damage and to ensure optimum performance, do not exceed the load factor specified.